

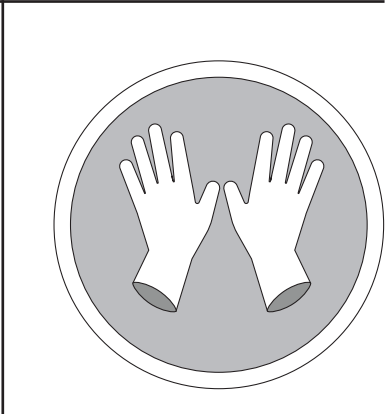
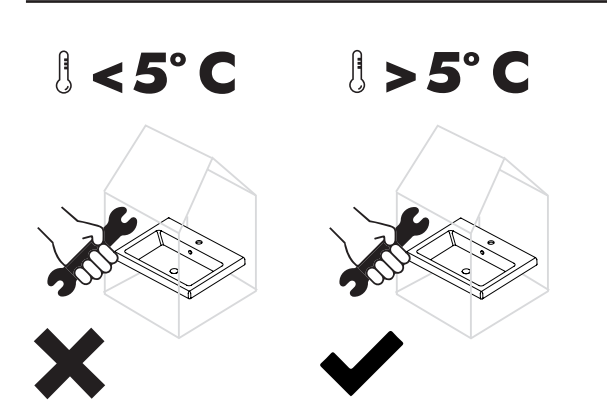
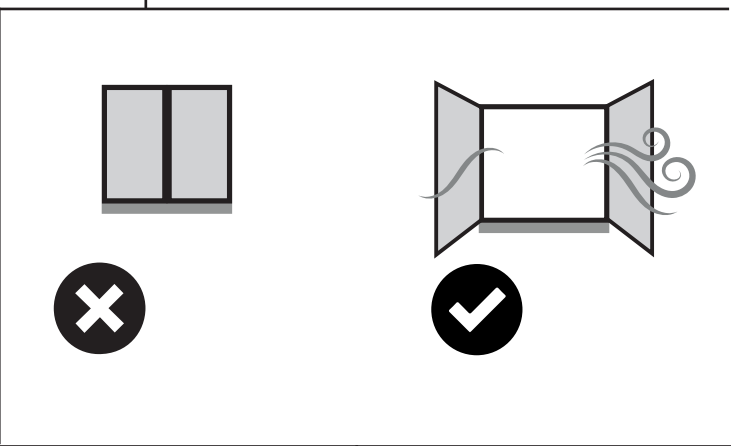

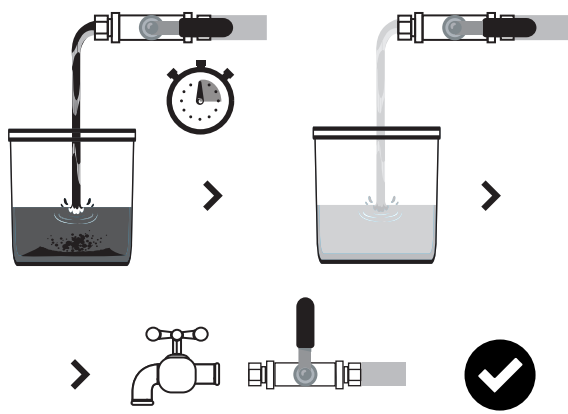




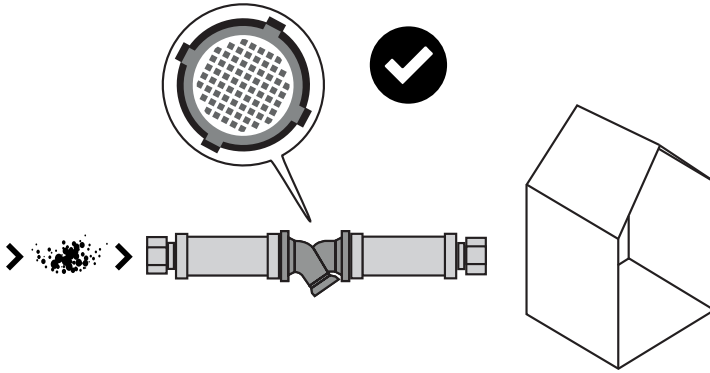
-  100089933
-  100181041
-  100181042
-  100340405

noken
PORCELANOSA BATHROOMS

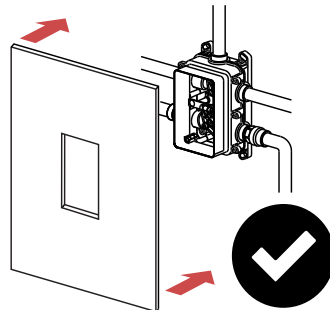
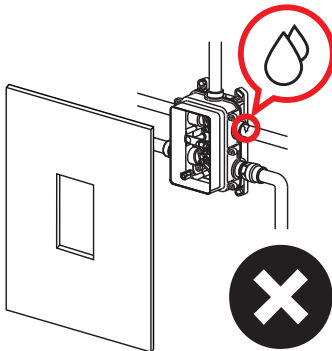
Carretera CV-20 km.2 · 12540 Vila-real · Castellón · Spain
Tel: +34 964 50 64 50 - Fax: +34 964 50 67 93
e-mail: noken@noken.com · www.noken.com

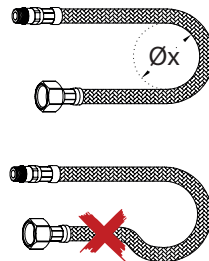
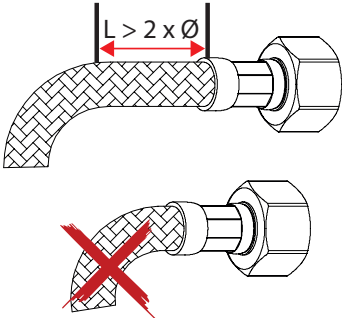

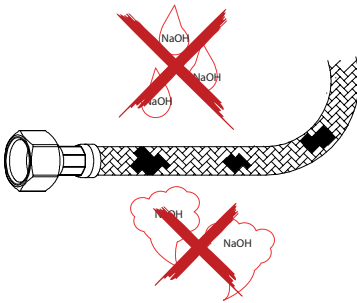
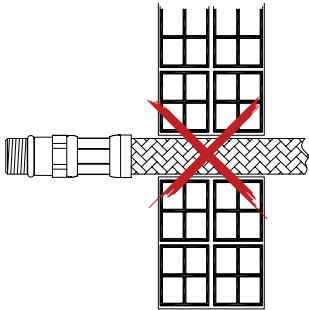
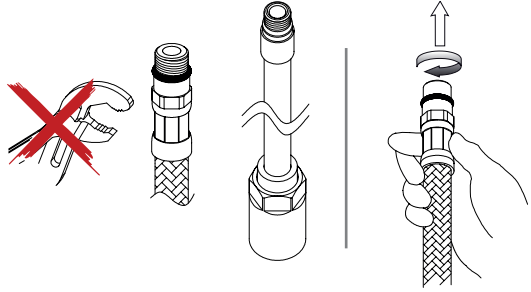
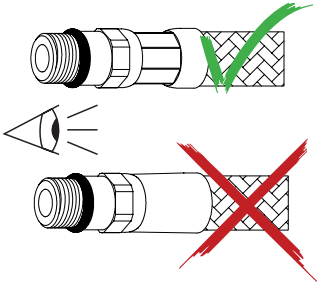
LOUNGE



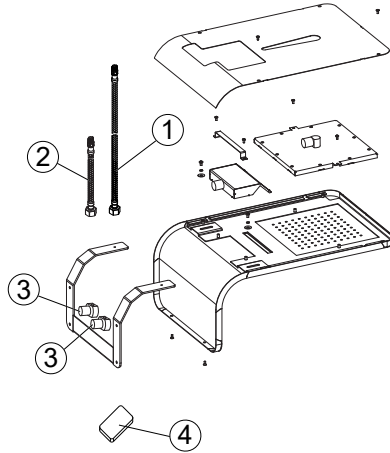


< 5 Bar





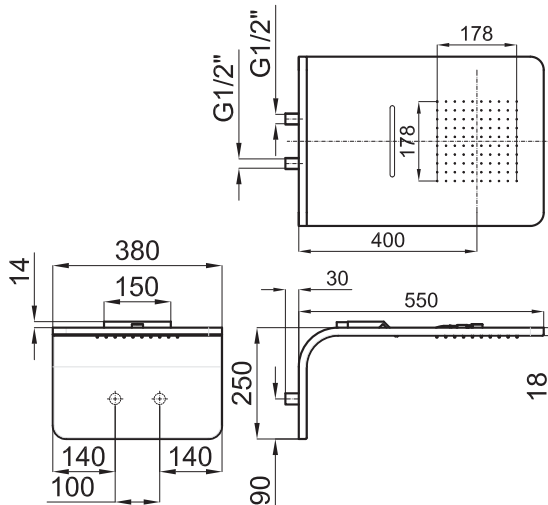
DN6 > Ø25mm
DN8 > Ø30mm
DN10 > Ø35mm
DN13 > Ø45mm

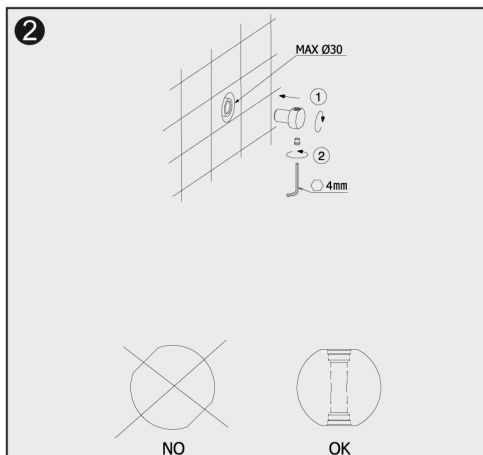
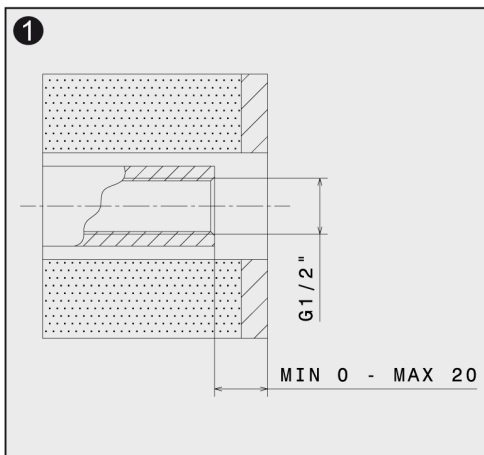


	● 100089933	● 100181041	● 100181042	● 100340405
1	100291591			
2	100291457			
3	100291514			
4	100286636			



- 100089933
- 100181041
- 100181042
- 100340405





Preparar la instalación del rociador según las medidas marcadas en el plano.

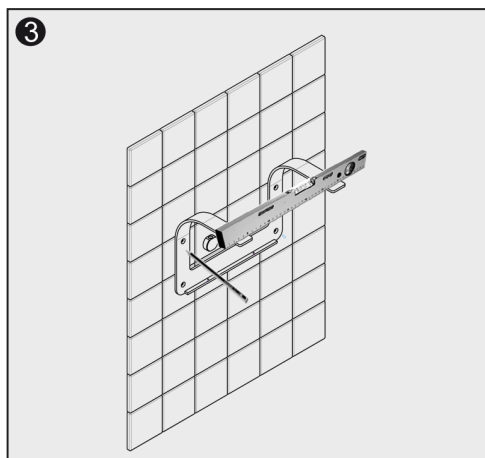
Prepare the installation of the head shower, by making reference to the dimensions indicated into the drawing.

Préparer l'installation de la tête de douche, selon les dimensions indiquées dans le dessin.

Atornillar el racor (1) al tubo de 1/2" predisposto en el muro y atornillar el tapón (2).

To screw the connection piece (1) to the 1/2" pipe predisposed into the wall and to screw the cover cap (2).

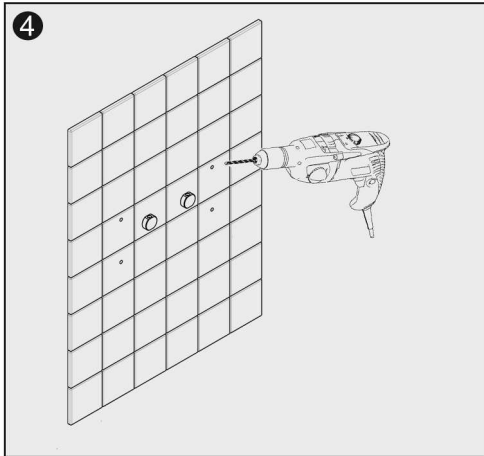
Visser le raccord (1) au tuyau de 1/2" prédisposé dans le mur et visser donc le petit bouchon (2).



Apoyar la trasera a la pared y señalar la posición de los tacos para la siguiente fijación de la trasera.

To put the bracket to the wall and to mark the position of the wedges for the bracket fixing.

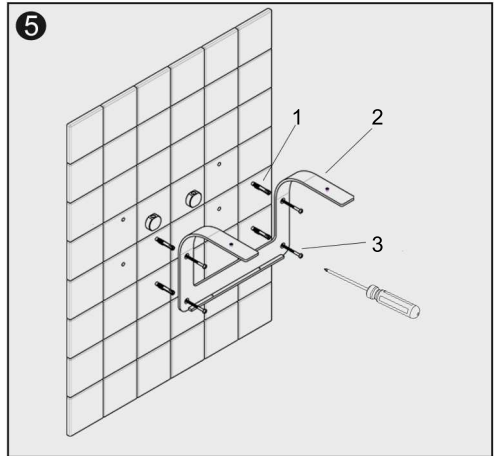
Appuyer l'étrier au mur et marquer la position des vis pour la fixation de l'étrier.



Perforar la pared en la posición marcada anteriormente.

Drill following the tracing.

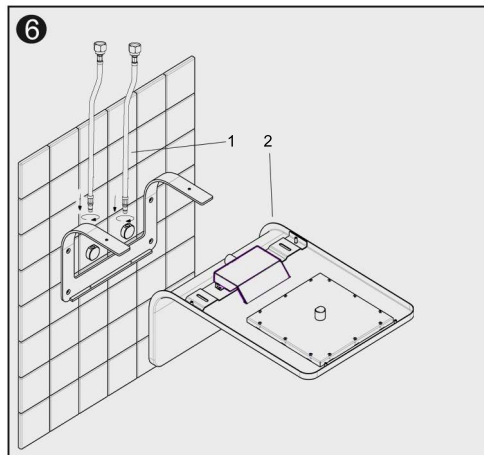
Percer le mur en correspondance du traçage fait.



Instalar los tacos (1), atornillar las roscas (3) interponiendo la trasera (2).

To insert the wedges (1), to screw the screws (3), by interposing the bracket (2).

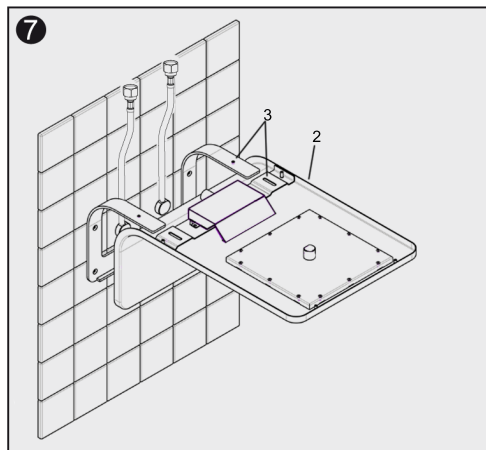
Insérer les pivots (1), visser les vis (3) en interposant l'étrier (2).



Atornillar el flexible (1) e insertar el cuerpo externo (2) sobre la trasera.

To connect the flexible (1) and to insert the external carter (2) on the bracket.

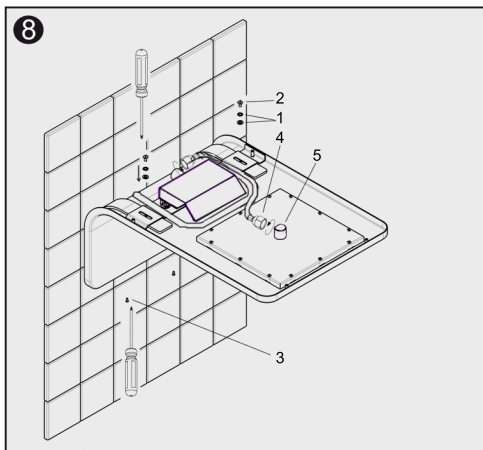
Visser le flexible (1) et insérer le carter extérieur (2) sur l'étrier.



Insertar el cuerpo externo (2) haciéndolo correr hasta a la posición de los pernios (3) agujeros especiales.

To insert the external carter (2), by sliding it up to the pivots position (3) in the special holes.

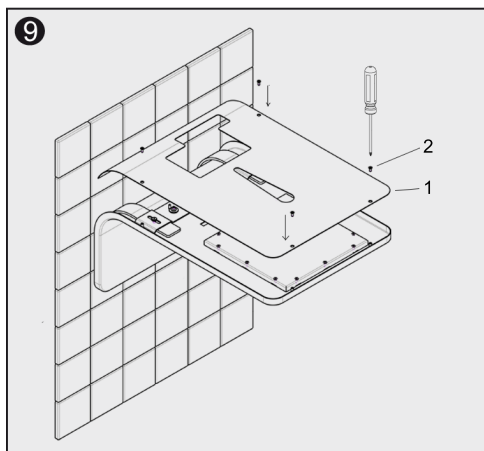
Insérer le carter extérieur (2) en lui faisant couler jusqu'à la position des pivots (3) dans les trous spéciaux.



Bloquear a través de las arandelas (1), las roscas (2) las roscas (3). Atornillar por lo tanto el flexible (4) al racor (5).

To stop through the washers (1), the screws (2), the screws (3). To screw the flexible (4) to the connector (5).

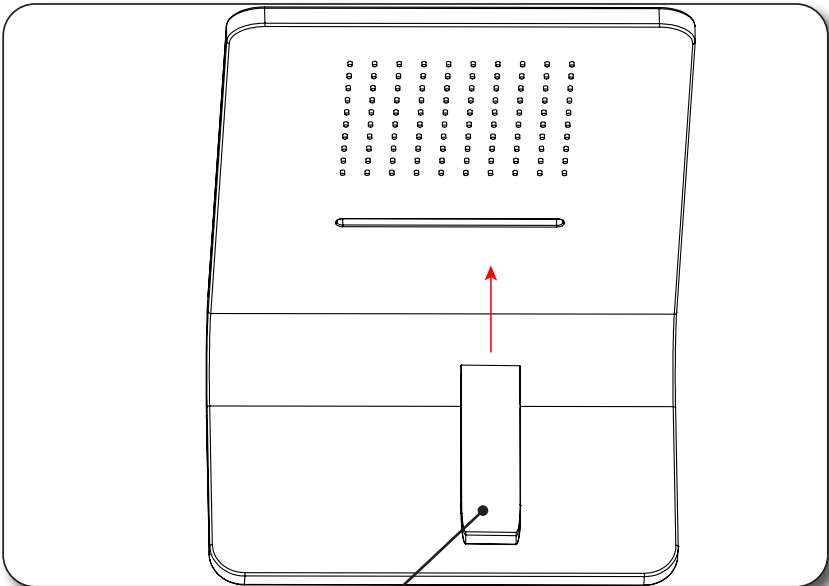
Bloquer par les rondelles (1), les vis (2) et les vis (3). Visser donc le flexible (4) au raccord (5).



Ensamblar la tapa (1) utilizando las roscas (2) incluidas en el herraje.





To assemble the cover (1), by using its special screws (2) included into the box.

Assembler le couvercle (1) en utilisant les vis spéciales (2) en dotation.



100286636_N299998217



 F F = F Min. - Max 0.5 - 5 bar	 50°C ✓ máx 70°C	Mixing system	—
 F Max. 5 bar	 F 3 bar ✓	Material	AISI 304




Blank lined writing area consisting of 20 horizontal lines.

PORCELANOSA BATHROOMS



www.noken.com



Para consultar la garantía u otra información relativa a este producto, visitar nuestra web:

For a warranty or other information on this product, visit our Web address:

Pour obtenir une garantie ou d'autres informations sur ce produit, visitez notre site web:

Para garantia ou outras informações sobre este produto, visite o nosso site:

Per consultare la garanzia o altre informazioni relative a questo prodotto, visitare il nostro sito Web:

Hinweise zur Garantie und zu sonstigen Einzelheiten zu dem Produkt finden Sie auf unserer Webseite:

Для получения гарантийной или другой информации, связанной с данным продуктом, посетите наш веб-сайт:

Aby zapoznać się z gwarancją lub innymi informacjami związanymi z danym produktem, odwiedź naszą stronę internetową:

关于这个产品的保修及其它信息，请访问我司的网站参看。

لمراجعة الضمان أو أي معلومات أخرى متعلقة بهذا المنتج، الرجاء زيارة موقعنا على الإنترنت